



Meet the Team September 2023



Who's who in Year 5?



Leroy & Daisy (5D)
Helen & Agnes (5H)





Helen Bruckdorfer
Executive
Headteacher



Lisa Hyland
Head of School



Laura Lien
Director of Inclusion



Naomi Cave
Leader of Learning
and Maths Specialist



Rachel Fields
EYFS Leader



Marianna
Slovackova
SENCo

Here to help - senior leadership



Maria Lewis
School Business
Manager



Kat Branco
Director of Research
School and
Leader of Learning



Pastoral Team



Ashleigh Jones is Child and Family Support Worker across the Federation.

John Clark is Learning Mentor and Pastoral Support at Brecknock.

Bernadette Biggs is Community Liaison Officer at Torriano.

Catriona Hale Pastoral Care Lead at Torriano.

Ryan Carroll is the SEN Assistant at Torriano.

Here to Help - Admin



Lindsey Molyneux
Finance and Communication
Officer

Emily Furness
Administrative Assistant



Jackie Williams
School Admin Officer



Here to help - Inclusion Team



Laura Lien is the Director of Inclusion across the Federation.

Marianna Slovackova is the SENCo at Brecknock.

Natalie Reilly is the Deputy SENCo across the Federation.

Sabrina is the Inclusion Assistant and HLTA at Brecknock.

Hannah Long is the SENCo at Torriano.

Rachel Clancy is the LRB Assistant at Torriano.

Finn Keatinge is the Inclusion Assistant at Torriano.

Ryan Carroll is the SEN Assistant at Torriano.

Safeguarding



Designated Safeguarding Leads



Designated Safeguarding Lead

Laura Lien - Director of Inclusion
Contact: 02074240202



Deputy Safeguarding Lead

Helen Bruckdorfer – Executive Head Teacher
Contact: 02074240202



Deputy Safeguarding Lead

Marianna Slovackova - SENCO
Contact: 02074240202



Deputy Safeguarding Lead

Natalie Reilly – Deputy SENCO
Contact: 02074240202

Nominated governor for safeguarding:

Name: Alex Gardiner and Paul Smith
Contact details: 02074240202

Local Authority Designated Officer (LADO):

Name: Sonia Forbes
Contact details: 020 7974 4556

Camden MASH

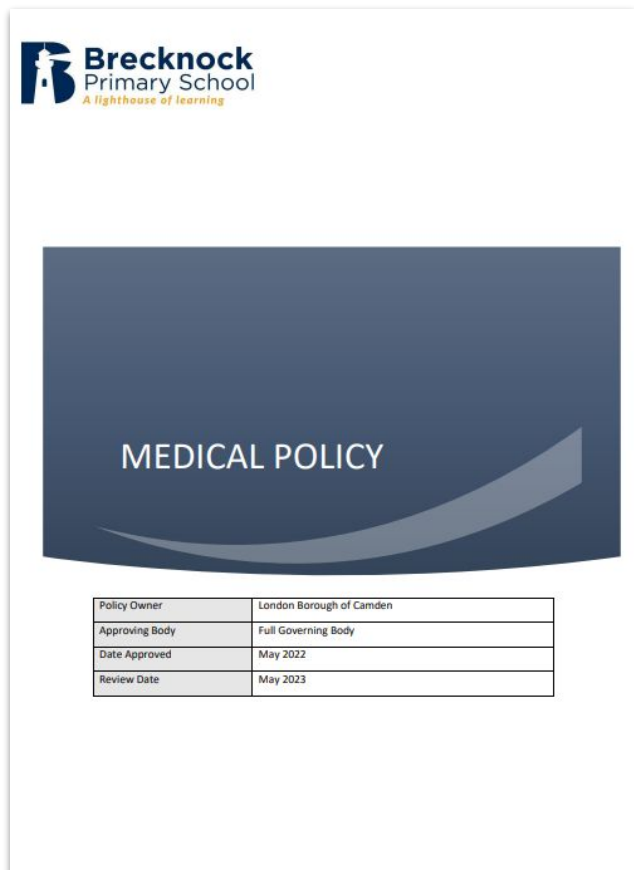
Contact details: 020 7974 3317 (9am to 5pm)
Out of Hours Contact Details: 02079744444

Islington MASH

Contact details: 02075277400 (9am to 5pm)
Out of Hours Contact Details: 02072260992



Medical Needs



Our medical needs policy is available on the school website. If your child requires any medicines in school, you can find further information there.

<https://www.brecknock.camden.sch.uk/wp-content/uploads/2022/07/Medical-Policy-2021-22.pdf>

Enrichment



Carmen Blanco Crespo
Sports Coach



Abdi Ahmed
Sports Coach



Tom Cambata
Music Teacher



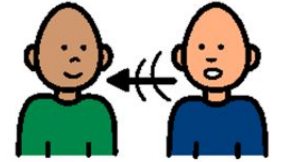
Rod Arran
Specialist Teacher and
Media Teacher



Justin Bioletti
Computing Teacher



Together, our Future Starts Here



We are going to continue with our whole school theme 'Together, Our Future Starts Here' which highlights how we will be working collaboratively across the Brecknock and Torriano partnership.

Our ambition is to increase our capacity to achieve SDG 17, Partnership for the Goals.

We will further develop our oracy and STEAM curriculum in our ambition to offer a horizon broadening, inclusive and creative curriculum.



CAMDEN


STEAM




SCIENCE, TECHNOLOGY, ENGINEERING, ARTS AND MATHEMATICS

Dear ...

DARWIN 200





KS2

Brecknock Primary is proud to be a Gold Rights Respecting school.

B R I G H T Who do I want to be?

unicef RIGHTS RESPECTING SCHOOLS

Brecknock Primary School
A lighthouse of learning


<p>Belief</p>	<p>Resilient</p>	<p>Innovative</p>	<p>Giving</p>	<p>Healthy</p>	<p>Tolerant</p>
---------------	------------------	-------------------	---------------	----------------	-----------------

Charter and Behaviour

1 2 3 Magic

Parent workshops to be announced.

What 'zone' am I in right now?



Link to the behaviour policy (on website):



<https://www.brecknock.camden.sch.uk/parents/behaviour/>



Attendance and Punctuality



- The target for all children is 95%
- Please ensure if your child is absent for an unavoidable illness, you call the school before 9am to let us know.
- School registration and learning begin at 9am and finishes at 3:30pm, for all children. Therefore, the school gates will open at 8:50am and a bell will ring at 8:55am, allowing the children to be in class for a 9am start.
- We encourage you to monitor your child's attendance using Arbor to ensure their attendance remains excellent. Please ensure you download the Arbor App to access your child's profile and complete payments.



Uniform and Healthy Lunches

We have an agreed school uniform of white/yellow polo shirts with a school logo, and navy blue sweatshirts and fleeces. These are all on sale from the school office.

In addition, navy blue trousers or shorts/navy blue skirts or pinafore dresses can be worn.

We are going to start a *Uniform Swap* on Fridays where we will be asking parents to donate any old uniform that could be re-distributed. More information on this will follow in the Newsletter.



This year we will be focusing on becoming an even healthier school.

Please ensure your child brings a healthy packed lunch, with at least one piece of fruit.



Also, please remember that we are a water only school.




Friends of Brecknock


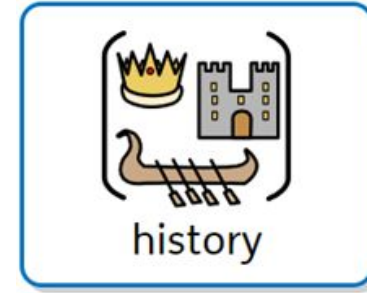
As you know we have many exciting community events throughout the year and the first one is a favourite for many of us. Family Supper takes place on November 22nd, with dishes from around the world and melodious music.

We are always looking for parents to help make these events great by offering their time and expertise. If you would like to join Friends of Brecknock, please let the office or a member of SLT know.

Or just come along to our first Friends of Brecknock meeting on Wednesday 20th September at 9.00am in the Dining Hall.




History and geography



This term our focus will be on History, we will be learning about Anglo-Saxons.


Year 5

The History of Britain's Settlement by the Anglo Saxons and Scots
400-789 CE



Year 5

The History of the Viking & Anglo-Saxon struggle for England to time of Edward the Confessor
789 -1066



Year 5

Brazil

Regional geographical and South American study



What to expect in Year 5:

In Maths we will start with place value and we are introducing Mastering Number.

In Science we will be learning about animals, including humans.

We are going to have a big focus on writing, with a particular focus on developing vocabulary and oracy. We will be learning from the book 'Beowulf' by Michael Morpurgo.



Reading Expectations



- Your child can swap their reading for pleasure book as regularly as they like. Access to books in class book corners.
- We have story time every day.
- Children should read their decodable book at home for at least 20 minutes everyday.
- We encourage adults to read to and to listen to their child daily in Year 5, and write in their reading records, so we know they have read with you.

Physical Education and Daily Mile

- P.E. twice a week
 - Monday and Tuesday
- Daily mile timetabled each day.
- Please have appropriate footwear on all days.



Carmen (Sports Coach)
Abdi (Assistant Sports Coach)

Knowledge Mats

VOCABULARY

Anglo-Saxon the name given to the groups of people who travelled from Germany and South Denmark and settled in Britain from around AD 410

Angles people from modern day Denmark who invaded Britain around AD 410

Saxons people from northern and central Germany who invaded Britain around AD 410

Picts ancient tribes who lived in northern Scotland who were 'foul' and had a 'lust for blood'

Romans The Romans invaded and settled in Britain for over 400 years, starting with their first successful raid in 54 BC

Celts Original inhabitants of Britain, living here since before the Roman invasion

Scots people from Ireland who eventually settled in Scotland

Invasion to try and take over a place by force

migration movement from one place to another in order to settle there

artifact an object from the past that shows evidence of what life was like

Christianity the religion based on the teachings of Jesus Christ

Pagan A religion that involves worshipping many gods and goddesses.

settle/settlement people who migrate to a new place. When people start a community, this is a settlement




Kingdom An area of land ruled by a particular King or Queen.

HISTORY KNOWLEDGE MAT

Anglo Saxons, Picts and Scots

IMPORTANT SOURCES

Sutton Hoo is the site of two Anglo-Saxon cemeteries dating from the 6th to 7th centuries. Archaeologists have been excavating the area since 1938, when a previously undisturbed ship burial containing many Anglo-Saxon artefacts was discovered. The site has provided lots of important artefacts that have helped us learn more about the Anglo-Saxon period.

Helmet Shield Gold coins Whetstone


Why did the Anglo-Saxons come to Britain?

- To fight
- To farm
- To make new homes
- They were invited

KEY LEARNING

Who were the Anglo-Saxons and where did they come from?

The Romans left Britain in 410. This left the British Isles vulnerable to attackers. The Anglo-Saxons came from Denmark, Netherlands and northern Germany across the North Sea in wooden boats. They were not one group. They were several tribes such as the Angles, Saxons and Jutes, from different places. The various Anglo-Saxon groups attacked separately and settled in different areas of the country. They formed several kingdoms, often changing, and constantly at war with one another. The Celtic areas of Britain regarded the Anglo-Saxons as enemies. The Anglo-Saxons failed to conquer some areas of the British Isles such as Scotland and Wales.



Timeline


396 - 398	410	497	575	586	597	757	793	871	1016	1066
Picts, Scots and Saxons raid Roman Britain.	Romans left Britain leaving it unguarded.	The Kingdom of Wessex is formed.	The Kingdom of East Angles was formed.	The Kingdom of Mercia is formed.	St Augustine introduces Christianity.	Offa King of Mercia declares himself King of England.	Vikings attack Lindisfarne.	Alfred the Great rules.	Canute the Great rules as first Viking.	Battle of Hastings Normans defeat the Saxons.

KEY LEARNING continued

Attacks on the Anglo-Saxons

The Anglo-Saxons were under constant attack from Vikings who travelled from Scandinavia and invaded towns and villages in Wales, Scotland, England and the Isle of Man, finally conquering York (Jorvik) in 866. They finally defeated the Anglo-Saxons as the Normans (Normans) from Normandy (France) invaded and won the Battle of Hastings in 1066. The Normans in France were originally Vikings from Scandinavia

The Celts and the Anglo-Saxons were also attacked by the Scots (originally from Ireland) and the Picts (living in Scotland).




Above is a map of Anglo-Saxon Kingdoms (450-800 AD). This shows the different kingdoms and the areas still controlled by the Celts.

Anglo-Saxon Beliefs

The Anglo-Saxons were originally Pagans who believed in many gods and had many superstitions. The king of the Anglo-Saxon gods was Woden. Other gods were Thunor, god of thunder; Frige, goddess of love; and Tiw, god of war. These four Anglo-Saxon gods gave their names to the days of the week. The became Tuesday, Woden - Wednesday, Thunor - Thursday and Frige - Friday. Anglo-Saxons were superstitious and believed in lucky charms. They thought that rhymes, potions, stones and jewels would protect them from evil spirits or sickness.


At the end of the Sixth Century, people came over from Ireland and Rome to convince people to follow Christianity instead of Pagan beliefs. They converted some of the rulers of some Anglo-Saxon kingdoms. This move to Christianity had a massive impact on Anglo-Saxon society. With this religion arrived literacy and the writing of books and documents. The majority of the manuscripts which survive from this period were made by churchmen and women, and they were kept in the libraries of monasteries and cathedrals.




Fragments of Christian Gospels that have survived from the 7th Century.

Anglo-Saxon Settlements

Most Anglo-Saxon settlements were simple farming communities. Unlike the Roman cities that preceded them, they were usually made up of a smaller collection of houses. These houses were made of materials such as wattle and daub (mud and sticks) and wood.



Richer Saxons might have lived in palaces made out of wood, or later on in the west, sometimes stone. Special buildings such as churches might also have been made of stone later on in the Anglo-Saxon period.



This church was built in 681 AD. Some parts have been rebuilt but there are still some parts that were built by the Saxons, including the stained glass window!

Links to previous and future learning			
EYFS	Year 1	Year 4	Future learning—
Once Upon a Time	Castles—Powerful Homes of the Past	Roman Empire in Britain	Year 5—Viking and Anglo-Saxon struggle


Exciting Trips and Projects

- British Museum - Autumn 1
- Swimming for 2 weeks: w/c 9th October
- New Diorama Theatre - creative development partnership
- Black History Season Workshops
- The Place - dance workshops and performance in Summer
- Residential - Summer 2 (Burwell House)

Home Learning



Google Forms



Who do I want to be? **Home Learning** Year 1

We are starting a new homework format. This sheet outlines the home learning to be completed for this half term. We have incorporated a hybrid of online and paper activities wherever possible, we will be sticking copies of paper based activities into their home learning books. If you are happy to just access these online then let a member of the team know. The home learning book can be used in anyway to help with the learning your child does at home- phonics practice, drawing, research, handwriting practice or anything they want to share!

Weekly recap: Each week, children will be assigned a recap sheet from a lesson that we have completed in class. These will be stuck into the home learning book and shared on the google classroom.

Maths fluency practice: Use the maths activities in your book to practice your fluency of addition and subtraction within 20. Use your child's USO login to access many games and activities on **Education City** through the LGFL.

Phonics: Use the table provided on a separate sheet to follow what sounds have been taught or recapped this half term. You are free to practice, write or play games with these sounds.

Memory quiz: Follow the QR code for this half term's curriculum quiz! Children can use this to track their learning throughout the unit. <https://forms.gle/rdLwv1k47cRwhpY8>

Have a go at the migration quiz from last half term too! <https://forms.gle/f4x3pCgjuheKwvGw5>

Weekly Quiz: Each week, children will be assigned new questions on work covered in class. Take the quiz as many times as you like, we will share efforts in class. <https://forms.gle/NuTaAaAwMYEKz7T7>

Download the 'mote' chrome extension to help with answering questions using voice notes.

Daily reading: Your child should read with you every night, recording the reading session into their 'monkey book', aka reading record, when possible. We also have access to the 'Collins e-books' online provision, which mirrors the books your child reads in week in class. Your child has their login for this inside their

Link and QR code to Collins e-books website for online reading. <http://cpa.collinscpnpogo.com/oa/login?service=http%3A%2F%2Fbooks.collinscpnpogo.co>



Week 1	Example words
ay	play, spray, tray, crayon, day, slay
a-e	made, same, game, snake, amaze, lake
ea	bead, sea, read, heap, treat, least
e	fever, being, secret, me, we, she

Tricky Words

eye	sure	pure
said	were	people

Alien Words

vo!	quass	sloom
labe	jair	joil

Sentence I have seen a green snake in the forest.



Google Forms



Home learning is practice! It reviews learning from school.

Who do I want to be? **Home Learning** Year 1

Autumn 1 Home Learning

INFORMATION

Weekly recap
LESSON SHEET

<p><u>Maths fluency practice</u></p> <p>1/2 TERM MATHS</p>	<p><u>Phonics</u></p> <p>1/2 TERM PHONICS</p>
<p><u>Memory quiz</u></p> <p>1/2 TERM QUIZ</p> <p></p>	<p><u>Weekly Quiz</u></p> <p>WEEKLY QUIZ</p> <p></p>

Daily reading

READING



Google Forms



In the book. . .

Half term

Home Learning

We are holding an early home learning event. The school website the same home learning to be completed for the half term. We have requested a list of online and paper activities where possible, as well as a list of things to do at home. We have also added some learning links if you are happy to just access these online than set a number of the same activities. The home learning book will be sent to you in the half term. We will be expecting you to send in your home learning portfolio, showing yourself learning online or anything they want to about.

Weekly notes

Each week, children will be assigned a topic and given a book that they have completed in class. These will be added into the home learning book and returned to the pupils classroom.

Maths Stronger practice

Use the maths activities in your book to practice your skills. This will be used in the home learning book and returned to the pupils classroom.

Mindfulness

Use your skills to help you to be happy and healthy. You can do this by using the mindfulness activities in your book. This will be used in the home learning book and returned to the pupils classroom.

Workbooks

Each week, children will be assigned a topic and given a book that they have completed in class. These will be added into the home learning book and returned to the pupils classroom.

Early readers

Your child should read with you every night, recording the reading session into their reading book. We will be expecting you to send in your reading book to show us how your child is getting on.

Half term

Week 1

Research words

ay: play, say, may, way, say, stay
 it: hit, sit, pit, bit, sit, hit, sit, hit
 oi: boy, noy, moy, boy, noy, moy
 or: for, nor, bor, for, nor, bor

Tricky Words

cup	cup	cup
put	put	put

Older Words

oil, boy, noy, moy, boy, noy, moy

Week 2

Research words

ie: tie, pie, pie, tie, pie, tie
 oo: foot, noot, boat, noot, boat
 ee: tree, see, sea, tree, see, sea

Tricky Words

tree	tree	tree
see	see	see

Older Words

oo, ee, oo, ee, oo, ee

Week 3

Research words

ea: sea, sea, sea, sea, sea
 ee: see, see, see, see, see
 oi: boy, noy, moy, boy, noy, moy

Tricky Words

sea	sea	sea
see	see	see

Older Words

oi, ee, oi, ee, oi, ee

Week 4

Research words

ee: sea, sea, sea, sea, sea
 oo: foot, noot, boat, noot, boat
 oi: boy, noy, moy, boy, noy, moy

Tricky Words

sea	sea	sea
see	see	see

Older Words

oo, oi, oo, oi, oo, oi

Half term

Complete the following calculations:
Addition and subtraction facts within 20

3 + 4 = ____	____ + 1 = 9	____ - 1 = 4
3 + 2 = ____	____ + 4 = 5	____ - 3 = 3
2 + 7 = ____	____ + 3 = 7	____ - 6 = 1
2 + 4 = ____	____ + 4 = 6	____ - 1 = 8
4 + 4 = ____	____ + 6 = 8	____ - 5 = 3
7 - 2 = ____	1 + ____ = 5	6 - ____ = 5
6 - 3 = ____	2 + ____ = 8	5 - ____ = 3
9 - 3 = ____	4 + ____ = 9	7 - ____ = 4
8 - 5 = ____	3 + ____ = 6	8 - ____ = 3
5 - 4 = ____	2 + ____ = 7	9 - ____ = 5

Weekly

Use the following list to help you to be happy and healthy.

Use the following list to help you to be happy and healthy.	Name
Use the following list to help you to be happy and healthy.	
Use the following list to help you to be happy and healthy.	
Use the following list to help you to be happy and healthy.	
Use the following list to help you to be happy and healthy.	
Use the following list to help you to be happy and healthy.	
Use the following list to help you to be happy and healthy.	
Use the following list to help you to be happy and healthy.	

Equipment list

- leader
- trunk
- hook
- Artificial sat.


How to set up the equipment

1. First clip the sun on to the hook.
2. Next attach the leader.
3. Then swing the sun into a circle.
4. After that attach the trunk.
5. Finally attach the sat.





Week 1	Example words	
ay	play, spray, tray, crayon, day, stray	
a-e	made, same, game, snake, amaze, take	
ea	bead, sea, read, heap, treat, least	
e	lever, being, secret, me, we, she	
Tricky Words		
eye	sure	pure
said	were	people
Alien Words		
vol	quass	sloom
labe	jair	joil
Sentence I have seen a green snake in the forest.		



Home Learning

- Online - aim is for the majority of learning to be completed online via Google Classroom
- Reading everyday- reading record
- Home Learning book
- Handed out on Tuesdays and returned on following Monday
- All resources will be available online each half term/week
- Teachers to send out new Google Classroom links during the first week back.

Home learning



Google Forms


Week 1	Example words	
ay	play, spray, tray, crayon, day, stray	
a-e	made, same, game, snake, amaze, lake	
ea	bead, sea, read, heap, treat, least	
e	fever, being, secret, me, we, she	
Tricky Words		
eye	sure	pure
said	were	people
Alien Words		
vol	quass	sloom
labe	jair	joil
Sentence		
I have seen a green snake in the forest.		

- Feedback - teachers will spend time in class reviewing home learning.
- Work will be acknowledged by teachers e.g. values stickers, class discussion etc
- Parents/carers workshop to take place in September
- Spelling quiz book to stay in school- practice to be carried out in home learning book

Home Learning



Google Forms



Week 1	Example words	
ay	play, spray, tray, crayon, day, stray	
a-e	made, same, game, snake, amaze, lake	
ea	bead, sea, read, heap, treat, least	
e	fever, being, secret, me, we, she	
Tricky Words		
eye	sure	pure
said	were	people
Alien Words		
vo!	quass	sloom
labe	jair	joil
Sentence 		
I have seen a green snake in the forest.		

If you have concerns or issues regarding online access please speak to your class teacher.

Questions...