



Scientist



[Ivan Pavlov](#) (physiologist)



[Charlotte Armah](#)
(nutritional biochemist—
looking at the effect of diet
on human health)

Skills

I'm using results to make predictions and draw conclusions like a nutritionist



I'm making systematic and careful observations like an orthodontist.



Careers

Nutritionist (studies nutrition in food and how it affects our bodies)

Orthodontist (a doctor who looks after people's teeth and gums)

Enquiries



In our class, are omnivores taller than vegetarians?

How does an egg shell change when it is left in cola?



Are foods that are high in energy always high in sugar?

What are the names for all the organs involved in the digestive system?




How do dentists fix broken teeth?



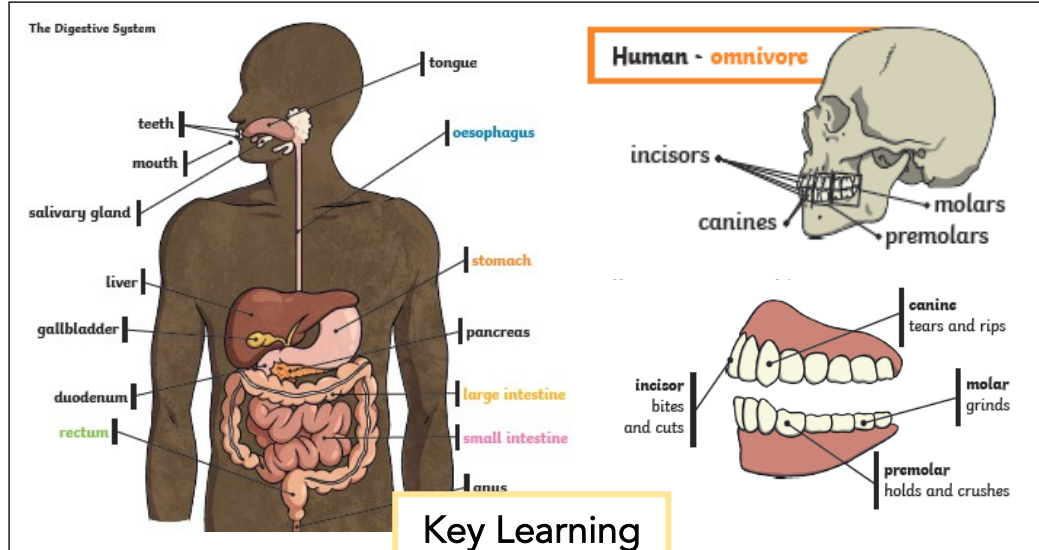
Y4 ANIMALS INCLUDING HUMANS



Main idea



Children should be able to describe the functions of the basic parts of the digestive system in humans. Similarly, they will be able to identify different human teeth and explain their functions. Finally, they will construct a variety of food chains in order to identify predators and prey.



Key Learning

- Humans look after their teeth by brushing and flossing. They ensure that they do not regularly eat foods high in sugar. Not looking after teeth can lead to an increase in plaque and tooth decay.
- Canines are pointed for tearing and ripping food—these are usually used when chewing meat.
- Incisors are shovel shaped and help bite lumps out of and cutting food.
- Premolars and molars are flat and they grind and crush food.
- The smell of food triggers saliva to be produced. Saliva is mixed with the food which helps to break it up.
- When the food is small enough to be swallowed, it is pushed down the oesophagus by muscles to the stomach. In the stomach, food is mixed. The mixed food is then sent to the small intestine which absorbs nutrients from the food. Leftover broken down food then moves on to the large intestine.
- A producer is typically a plant, it is eaten by a primary consumer. The primary consumer is then hunted by the secondary consumer. Finally, the tertiary consumer attacks its prey.

What you should already know

The parts of the human body and what they do. All animals need water, air and food to survive. Animals, including humans, get nutrition from what they eat. Humans, and some animals, have skeletons and muscles for support, protection and movement. Carnivores eat meat, herbivores only eat plants and omnivores eat meat and plants.


What comes next?

Year 5 – recognise the changes as humans develop to old age.

Key vocabulary

Canine	Molar
Decay	Muscles
Digestion	Oesophagus
Enamel	Plaque
Excretion	Predator
Incisor	Producer
Ingested	Prey
Intestines	Saliva

Literacy Links




The Little Mole (who knew it was none of his business)
Werner Holzwarth

Year 4: Animals including humans



Canine: pointed teeth near the front of the mouth of humans and of some animals.



Decay: gradually destroyed by a natural process.



Digestion: breaking down ingested food material.



Enamel: the hard white substance that forms the outer part of a tooth.



Excretion: the process of eliminates faeces, urine, or sweat from the body.



Incisor: the teeth at the front of your mouth which you use for biting into food.



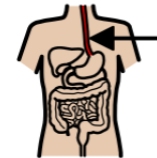
Ingested: when animals or plants ingest a substance, they take it into themselves, for example by eating or absorbing it.



Intestines: the tubes in your body through which food passes when it has left your stomach.



Molar: the large, flat teeth towards the back of your mouth that you use for chewing food.



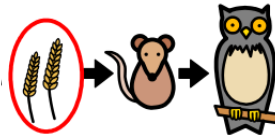
Oesophagus: the part of your body that carries the food from the throat to the stomach.



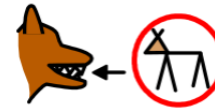
Plaque: a substance continuing bacteria that forms on the surface of your teeth.



Predator: an animal that hunts and eats other animals.



Producer: a plant that produces its own food.



Prey: an animal that gets hunted.




Saliva: the watery liquid that forms in your mouth and helps you to chew and digest food.

Year 4: Animals including humans



Canine



Decay



Digestion



Enamel



Excretion



Incisor



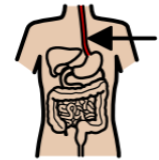
Ingested



Intestines



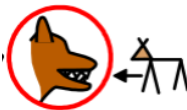
Molar



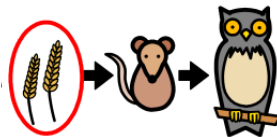
Oesophagus



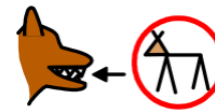
Plaque



Predator



Producer



Prey



Saliva