

## Scientist

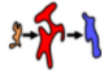


Carl Linnaeus

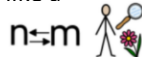
Naturalist and botanist, created the system for classifying plants and animals and the system for naming all living things.

## Skills

I'm using test results to make predictions like a microbiologist



I'm reporting causal relationships like a plant geneticist



## Careers

Microbiologist (studies tiny living things)  
Plant geneticist (studies genetics in plants—many work on developing crops to be more robust or provide more nutrition)

## Enquiries

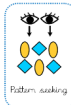


Which is the most common invertebrate in our school grounds?

What happens to a piece of bread if you leave it on the windowsill for two weeks?



Do larger flowers have more petals?



How would you make a classification key for vertebrates/invertebrates or microorganisms?




What do different types of microorganisms do? Are they always harmful?

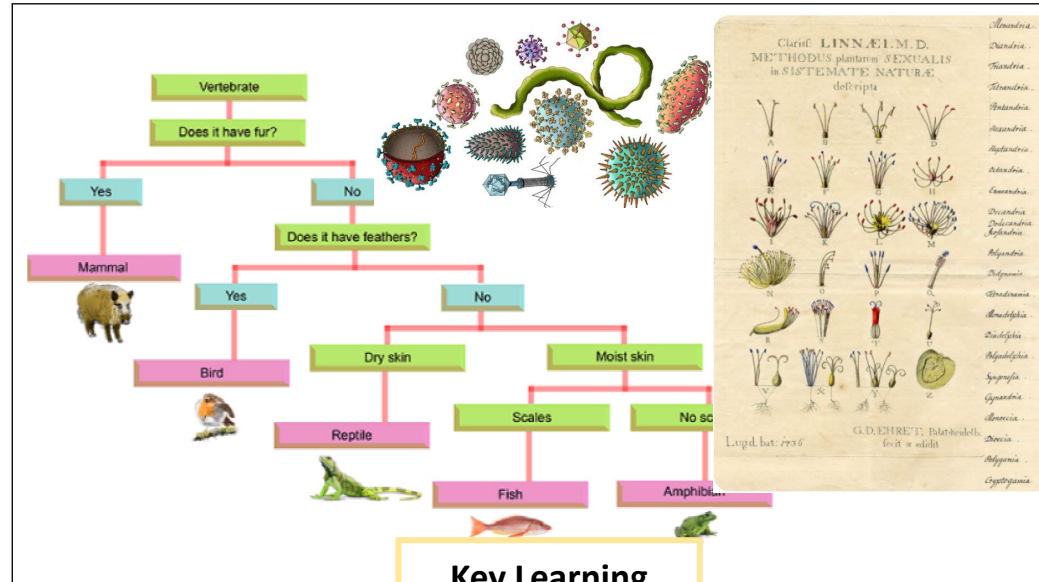
# Y6 LIVING THINGS AND THEIR HABITATS



## Main idea



To describe how living things are classified into groups according to characteristics and based on similarities and differences. Children should be able to give reasons for classifying plants and animals.



## Key Learning

- Living things can be grouped according to different criteria, for example, where they live, what type of organism they are, what features they have.
- A classification key is a tool that is used to group living things to help us identify them using recognisable characteristics.
- The Linnaean system is named after Carl Linnaeus. It has different levels where the number of living things in each group gets smaller and smaller, until there is just one type of animal in the species group.
- Microorganisms are very tiny organisms where a microscope has to be used to see them. Some microorganisms can be helpful in certain situations, others can be harmful and their spread needs to be contained. Examples of microorganisms include: dust mites, bacteria, and fungi.

## What you should already know

Animals can be grouped into carnivores, herbivores and omnivores. They can also be grouped into vertebrates and invertebrates.

Organisms can be classified and we can use a classification key to identify them.

Examples of habitats, including microhabitats, and the organisms that can be found there.

Environments are changing, positively and negatively.

The relationships between predators and prey.

## What comes next?

KS3 – to understand relationships in an ecosystem. To understand food webs and insect pollination.

## Key vocabulary

Adaptation	Minibeast
Carnivore	Omnivore
Evolution	Organism
Habitat	Predator
Herbivore	Prey
Invertebrate	Species
Microhabitat	
Microorganism	


# Year 6: Living things and their habitats



**Adaptation:** a change in structure or function that improves the chance of survival for an animal or plant within a given environment.



**Carnivore:** an animal that eats meat.



**Evolution:** a process of change that takes place over many generations, during which species of animals, plants or insects slowly change some of their physical characteristics.



**Habitat:** the natural environment in which an animal or plant normally lives or grows.




**Herbivore:** an animal that only eats plants.




**Invertebrate:** a creature that does not have a spine, for example, an insect, a worm or an octopus.



**Microhabitat:** a small part of the environment that supports a habitat, such as a fallen log in a forest.



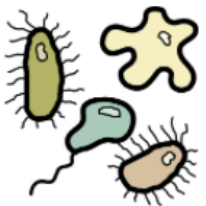
**Microorganism:** a very small living thing which you can only see if you use a microscope.



**Minibeast:** a small invertebrate animal such as an insect or spider.



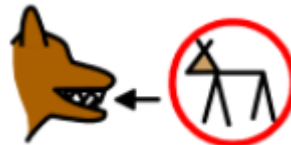
**Omnivore:** person or animal that eats both meat and plants.



**Organism:** a living thing.



**Predator:** an animal that kills and eats other animals.



**Prey:** an animal hunted or captured by another for food.



**Species:** a class of plants or animals whose members have the same main characteristics and are able to breed with each other.


# Year 6: Living things and their habitats



Adaptation



Carnivore



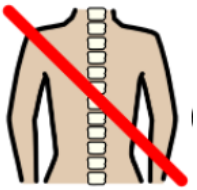
Evolution



Habitat




Herbivore




Invertebrate



Microhabitat



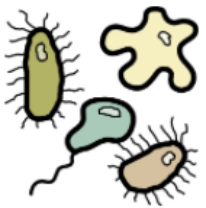
Microorganism



Minibeast



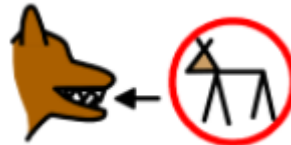
Omnivore



Organism



Predator



Prey



Species