




In Year 3 we are learning about *Saving the Planet!* We will also be working on a book called '*Gorilla*' by Antony Browne and a story called *The Great Kapok Tree*

Over this half-term complete at least two of these homework activities. The two pieces must be from different subjects.

Think carefully about which ones you want to do, and remember to create a really quality piece of work to share with the rest of the class!

	<p>We have been learning about animals that live in the rainforest. Create a collage or painting of your favourite rainforest animal in its habitat. You may want to think about the outline of the animal first, and then add features, colour and texture. Speak to your teacher or TA if you need to borrow resources from school.</p>	<p>When learning about rainforest tribes, we found that many wear traditional jewellery. Design and make your own tribal necklace. You may want to use recycled materials like bottle tops, items you can find outside like feathers and seeds, or anything you have at home. If you need to use anything from school, please speak to your teacher or TA</p>	<p>Rainforests can be found all across the world! Create a world map showing where rainforests are located. You may want to think about making your map interactive, 3D or even use collage.</p>
	<p>We have been learning about climate change and deforestation. Create a fun PowerPoint presentation that gives children an understanding of what deforestation is and how we can prevent it! You may want to think about how a presentation must be informative and entertaining. Your audience must have fun whilst learning!</p>	<p>We have been learning about how education and recycling can help the deforestation problem. Use software such as publisher, word or paint to present this as a poster. You may want to think about what we learnt in the debate and how recycling can help reduce paper waste.</p>	<p>We have been learning about leaves and how they can sort and classify them. Use a branching database to create one of your own. You may want to collect your own leaves to help you and think of some of the key language such as colour, size, veins, shape.</p>
	<p>We visited Kew Gardens and London Zoo to find out more about rainforest products and animal adaptations. Create an information leaflet that could be handed out to future visitors. You may want to include pictures, photos and headings to make your leaflet interesting and informative.</p>	<p>We have been learning about deforestation. Write an imaginative diary entry from the perspective of one of the animals affected. You may want to include details of what life was like before the loggers and farmers arrived, and what happened when they were there. Describe sensory details and feelings.</p>	<p>We have been learning about ways consumers can help protect the rainforest. Find out more about The Rainforest Alliance and create an information poster advertising their work. You may want to look on their website or watch some videos on their Youtube channel to help you with your ideas.</p>

If you need extra resources or advice from the school just ask!