

Friday 12th September 2014

Message from the head

Thankyou to all the parents who attended the curriculum meetings this week. It is so important that we work together and that you all know the expectations of the new curriculum which is in place for years 1,3,4 and 5.

I am thrilled to be able to show parents the kind of writing We have been doing across Brecknock this week.

Our key focus for this year is Reading:—for pleasure, for developing language, for being able to visualise pictures and scenes in our imaginations and for being able to think deeply about why the author uses particular words or events to challenge our ideas and anticipate what might happen next. If our children can develop this skill then they will be able to use it to enhance learning across all areas of the curriculum, particularly writing. We have invested £10,000 on new books and have planned a reading map so that every class will be studying the works of 6 authors each year and will be expected to read at home every day. We want our children to aspire to the highest levels of education—and this is where the important foundations are laid.

Mathletics and Bug Club

Please encourage your children to use these from home. Thanks

www.mathletics.co.uk & www.bugclub.co.uk

Attendance Rabbit & Early Bird Winners

Summer Term—3rd—5th September

Attendance KS1: **1M—91.95%**

Attendance KS2: **3F—99.36%**

Early Bird: **1M, 3N, 4M, 6G & 6M— 0 lates**



Friday Cake Sale

Last Friday's Cake Sale for Richard House Children's Hospice raised £29.75! Well done and thank you to all the parents and friends who donated items for sale.



The next Friday Cake Sale is...


Friday 19th September—Year 5

Dates for your calendar

16th Sept	Year 2 at Freightliners Farm
17th Sept	Year 4 at the Natural History Museum
18th Sept	Secondary Transfer Meeting for Year 6 Parents @ 3.35pm
23rd Sept	Half of Year 2 to Pizza Express
24th Sept	Reception Curriculum Meeting @ 3.30pm
30th Sept	Year 3 to Cutty Sark
1st Oct	Other Half of Year 2 to Pizza Express
2nd Oct	National Poetry Day
3rd Oct	Year 4 to Natural History Museum
9th Oct	Year 6 to Theatre for War Horse—6.30-11pm
20-24th Oct	Year 6 school journey to Kent
27-31st Oct	Half Term
3rd Nov	2nd Half Term starts—children back to school

Writing in Year 3

Across the school children have been studying the images in picture books and thinking about the purpose of the illustrator and what hidden messages might be being communicated. On the back of this newsletter is an example from year six. Here are two fantastic examples from work year 3 have been doing from the author study on Anthony Browne. They used this image from 'Voices in the Park'.



When I look at this picture it makes me feel glum. When I look at Charles' side I feel glum because its all dark and gloomy but when I look at Smudge's side I feel cheerful. For example there is lush green grass on Smudge's side and a sunny bright blue sky. Furthermore on Charles' side it is gloomy and dull. The sky is black, which represents loneliness and a cold heart.

On Smudge's side there are sunny and bright shadows but on Charles' side the shadows are dark and black. When I look at the pole, it's like its splitting Smudge and Charles apart.

It's dark on Charles' side because he's lonely, cold and nobody cares about him.



By Sharnelle

When I look at this picture I feel that Charles wants to go to Smudge but he is worried that he will get shouted at by his mum. Also Smudge is smiling and she is on the sunny and bright side, but Charles is frowning and is on the black and dark side. The lamp post is separating them, like it's saying don't go beyond me. Even the shadows on the bright side are light and on the dark side the trees are bare and look gloomy.


Finally, Charles wants to say "I love you" but instead he gives a flower to Smudge. Its dark on Charles' side because he is sad and unhappy and on Smudge's side it's bright because she is happy and joyful.



By Zoe

Year 3 Explorers!

Year 3 went to Hampstead Heath on Monday as part of the entry point into their topic, 'Explorers and Adventurers!' They learned about orienteering, directions, coordinates on a map, how to use a compass, and had a wonderful time! We look forward to reading their recounts about the whole trip. They went back to the Heath again today and we can't wait to see what they got up to this time! Read more in next weeks newsletter!



Shelter Building in Year 5

Year 5 had a fantastic day on the Heath building shelters as part of a survival skills challenge. Their shelters were amazing. They thought about strength, durability and some even attached torches to assist them at night! The teamwork was outstanding and they were all really proud of their end results. We'd like to thank the parents for helping their children choose suitable survival items to bring. It really allowed them to embrace the task. Well done Year 5!



The Lost Happy Endings in Year 4

In year 4 they have been reading the book 'The lost happy endings' by Carol Anne Duffy. As part of their study of the book they wrote descriptions of the witch. Here are some for you to read.



A wrinkly hand grabbed Jub. Her touch bit like fleas. A hideous witch appeared. Her face had polluted, filthy slime on it. She had an unpleasant smile on her face. The witch had fire-red eyes that looked like they were burning. "What's in that bag?" the vindictive witch snapped at Jub. The witch had shabby, scruffy, dishevelled clothes covered with dead birds feathers and human flesh. As Jub stepped back she could see the witches eyes were flames of hatred.



By Ayesha

A wrinkly hand reached out to grab her. The touch froze Jub's skin raw. The hideous old lady's blood red eyes shone in the dark like a vampire. Her filthy stained clothes dragged along the forest floor gathering twigs, mud and dead birds' feathers. At that moment the cruel and miserable witch spat at Jub, "Shut up!" Her mucky face wrinkled menacingly as she snarled each and every word.



By Abbi

A vindictive old woman appeared from nowhere. Her messy face was covered in greasy soil. Jub shivered. Liquid lave eyes peered at her angrily. Jub could see the volcano erupt in her nasty eyes. Beneath her worn out tags the cruel witch's hands twitched.



By Nabil


In year six they have been looking at the book 'The Red Tree' by Australian artist Shaun Tan. It is a book about feelings and has incredible art work. The children were given a task to study closely the cover and try and interpret what it could mean and how it affected them. Here's what Rhiannon and Zahra thought.



To me this image is an unusual image. The small bit of the horizon is yellow and fiery. Maybe war awaits.

The bottom part of the horizon is purply blue which could represent poison of a witch's cauldron. This makes my belly churn. The boat looks like a paper hat which could lead to the danger of sinking. The ginger haired girl looks blue and sick. Her head is slumped and her eyes are closed. This could be the end. There is a juxtaposition between her deathly face and her bright ginger hair, which shows she might have light and passion. There are raindrops in the chemical sea which might represent tears, hopelessness and maybe loneliness. Her hair is like the red at the top of the tree.

like a paper hat which could lead to the danger of sinking. The ginger haired girl looks blue and sick. Her head is slumped and her eyes are closed. This could be the end. There is a juxtaposition between her deathly face and her bright ginger hair, which shows she might have light and passion. There are raindrops in the chemical sea which might represent tears, hopelessness and maybe loneliness. Her hair is like the red at the top of the tree.



Interpreting images in Year 6

her deathly face and her bright ginger hair, which shows she might have light and passion. There are raindrops in the chemical sea which might represent tears, hopelessness and maybe loneliness. Her hair is like the red at the top of the tree.

Golden Book Awards and this weeks winners are



All of 5W!

Eijaz & Drew—Class 1M, Tomor & Mehjabeen—Class 1T, Sienna & Zaynab—2B, Valery & Eugenie—Class 2H, Sophie—4M, Ben—4W, Kenza—5M, Whole Class—5W, Ahmed—6C, Denzil—6G